



District Report Card: 2017


State: Sikkim	District: East Sikkim
Class: 3	Subject: Mathematics
Schools: 59	Students: 847


Participation/Coverage


Students

<div>GENDER</div> <div></div>	Boys		Girls	
	Number	%	Number	%
	407	48.05	440	51.95

<div>AREA</div> <div></div>	Rural		Urban	
	Number	%	Number	%
	545	64.34	302	35.66

<div>CATEGORY</div> <div></div>	SC		ST		OBC		GEN	
	Number	%	Number	%	Number	%	Number	%
	106	12.51	269	31.76	304	35.89	168	19.83

<div>CWSN</div> <div></div>	LD	VI	HI	S&LD	ID	Oth
	1	3	1	8	1	0

<div>Management</div> <div></div>	Government		Government-aided	
	Number	%	Number	%
	840	99.17	7	0.83

Average Performance of Students in Mathematics (%)

Overall	Gender		Area		Management		Social Group			
	Male	Female	Rural	Urban	Govt.	Aided	SC	ST	OBC	GEN
50.85	51.96	49.82	53.91	45.32	51.02	30.48	49.25	53.63	48.38	51.87

Performance on Learning Outcomes (LOs)

Learning Outcomes	Description	Average Performance(%)
M301	Reads and writes numbers up to 999 using place value	48.57
M302	Compares numbers up to 999 based on their place values	59.50
M303	Solves simple daily life problems using addition and subtraction of three digit numbers with and without regrouping	41.44
M304	Constructs and uses the multiplication facts (up till 10) in daily life situations	45.57
M305	Analyses and applies an appropriate number operation in the situation/ context	47.82
M306	Explains the meaning of division facts by equal grouping/sharing and finds it by repeated subtraction	40.14
M309	Identifies and makes 2D-shapes by paper folding, paper cutting on the dot grid, using straight lines etc.	75.35
M311	Fills a given region leaving no gaps using a tile of a given shape	36.90
M312	Estimates and measures length and distance using standard units like centimeters or meters & identifies relationships	21.08
M317	Reads the time correctly to the hour using a clock/watch	72.73
M318	Extends patterns in simple shapes and numbers	39.74
M319	Records data using tally marks, represents pictorially and draws conclusions	77.69

Range of Performance of Students who Answered Correctly							
Below 30%		30% - 50%		50% - 75%		Above 75%	
Number	%	Number	%	Number	%	Number	%
154	18.18	265	31.29	308	36.36	120	14.17

Lowest Performing Learning Outcomes (LOs)

- 1 - Estimates and measures length and distance using standard units like centimeters or meters & identifies relationships (21.08)
- 2 - Fills a given region leaving no gaps using a tile of a given shape (36.90)
- 3 - Extends patterns in simple shapes and numbers (39.74)
- 4 - Explains the meaning of division facts by equal grouping/sharing and finds it by repeated subtraction (40.14)
- 5 - Solves simple daily life problems using addition and subtraction of three digit numbers with and without regrouping (41.44)